



**Feedback Report of Students, Teachers, Alumni  
&  
Employers**

**Nanda Nath Saikia College, Titabar  
Session 2023-24**



**Prepared  
By**

**IQAC  
Nanda Nath Saikia College, Titabar**

*Rosamaw*  
5/9/24  
Principal  
N.N. Saikia College  
Titabar



**Feedback Report of Students, Teachers, Alumni & Employers**  
**Nanda Nath Saikia College, Titabar**  
**Session 2023-24**

Nanda Nath Saikia is a leading college affiliated to the Dibrugarh University, Assam. Established in 1959, the college is one of the premier institutions of the region. In this regard, feedback is considered as an important part of teaching and learning. The collection and analysis of feedback from different stakeholders helps to evaluate the role of the institution in imparting education, with this holistic aim the college has developed a feedback system where different stakeholders such as Students, Teachers, and Alumni participate. The feedback for the session of 2023-24 has been collected and analysed in due course of time. The result of Feedback is analysed by Feedback Committee and relevant suggestion are provided to the administration for taking necessary action. All total 987 students provide feedback on 55 teachers of the 13 Departments. It was placed in the IQAC meeting held on 18/06/2024 where it was reviewed and it was submitted to the Principal. Later, a meeting was called upon on 05/08/2024 by the principal regarding the report of the feedback committee with the HODs of all the departments and the academic vice principals of the both streams.

To improve the quality of teaching and learning environment and overall infrastructure of the institution, student feedback format is prepared. Section A of the format of student feedback emphasis on the planning and preparation, teacher's professionalism, student relation. Section B comprises of question regarding the course and college facilities. The feedback responses are based on five-point rating scale and it has been taken on online mode.

**Summary of Statistics of Feedback Received**

S.N.	Feedback Category	Total number of Stakeholder recorded feedback	Average Opinion of Answer in Percentage
1	Student Feedback	987	Section A: 96.02% Section B: 54.30%
2	Teachers Feedback	55	71.73%
3	Alumni Feedback	284	80.74%
4	Employers Feedback	08	89.13%

*Principal*  
5/9/24

Principal  
N.N. Saikia College  
Titabar



**Tabular Analysis of Students' Feedback Response**  
**Scale for opinion of stakeholder (Students, Teachers and Alumni and Employers)**  
**A-100-80      B-79-60      C-59-40      D-Less than 40**

**Section A: Students Feedback on Teaching Staff**

Qu. No	Nature of Question	Opinions of Answer in Percentage					Scale of Opinion	% of Opinion
		Very Good	Good	Satisfactory	Poor	Very Poor		
		4	3	2	1	0		
1	Presents the class in an understandable manner	66.79%	30.94%	1.63%	0.24%	0.40%	Very Good& Good	97.73%
2	The teacher is available for consultations after class hours	63.72%	32.78%	2.77%	0.49%	0.24%	Very Good& Good	96.50%
3	Friendly& openness to studies	57.43%	39.67%	2.50%	0.16%	0.24%	Very Good& Good	97.10%
4	Helps student by providing study material, notes	57.84%	39.31%	2.46%	0.31%	0.08%	Very Good& Good	97.15%
5	Uses innovative teaching methods	59.57%	36.11%	3.59%	0.49%	0.24%	Very Good& Good	95.68%
6	Completes syllabus on time	62.76%	33.90%	2.45%	0.49%	0.40%	Very Good& Good	96.66%
7	Teachers covers topics out of syllabus on time	61.40%	34.25%	3.34%	0.52%	0.49%	Very Good& Good	95.65%
8	The teacher uses ICT tools such as LCD/Multimedia etc while teaching	54.77%	36.60%	6.23%	1.83%	0.57%	Very Good& Good	91.37%
9	The assignments and exams cover the materials presented in the course	62.88%	33.98%	2.35%	0.55%	0.24%	Very Good&	96.86%
10	The overall quality of teaching-learning process in your institute	60.29%	35.21%	3.85%	0.49%	0.16%	Very Good&	95.50%
Average Rating								96.02%

*Signature*  
 5/9/24  
 Principal  
 N N Sankar College  
 Titabar



## SECTION-B: SYLLABUS & COLLEGE FACILITIES

Qu. No	Nature of Question	Opinion of Answer in Percentage					Scale of Opinion	%of Opinion
		Very Good	Good	Satisfactory	Poor	Very Poor		
		4	3	2	1	0		
1	Syllabus is suitable to the course	61.64%	33.72%	3.91%	0.73%	0%	Very Good& Good	95.36%
2	Syllabus is need based	56.31%	37.95%	5.25%	0.49%	0%	Very Good& Good	94.26%
3	Aims and objectives of the syllabi are well defined and clear to the teachers and students	56.25%	38.88%	3.89%	0.98%	0%	Very Good& Good	95.13%
4	The course/syllabus is balanced between theory and application	57.67%	35.21%	6.85%	1.27%	0%	Very Good& Good	92.88%
5	The course/syllabus of the subject increase my knowledge and perspective in the subject area	55.99%	38.66%	3.37%	1.98%	0%	Very Good& Good	94.65%
6	Library facilities	65.74%	25.22%	7.31%	0.73%	1%	Very Good& Good	90.96%
7	Computer& Internet facilities	44.62%	36.28%	10.23%	5.87%	3%	Very Good& Good	80.90%
8	Sport facilities	45.01%	33.50%	11.22%	7.33%	3%	Very Good& Good	78.51%
9	Gymnasium facilities	35.45%	38.39%	12.96%	9.54%	4%	Very Good& Good	73.84%
10	Health Care facilities	34.01%	40.83%	12.20%	8.56%	4%	Very Good& Good	74.84%

Forwarded  
 5/9/24  
 N.N. Saikia College  
 Titabar





11	Toilet facilities	33.50%	34.23%	17.60%	10.02%	5%	Very Good& Good	67.73%
12	Canteen facilities	34.01%	37.92%	15.11%	9.54%	3%	Very Good& Good	71.93%
13	Recreational/ Girls/ Boys common room facilities	40.12%	34.23%	13.94%	8.56%	4%	Very Good& Good	74.35%
14	Drinking Water facilities	41.05%	36.67%	13.96%	6.11%	2%	Very Good& Good	77.73%
15	Electricity facilities	53.30%	40.14%	4.60%	1.96%	0%	Very Good& Good	93.44%
Average rating								83.76%

**Tabular Analysis of Teachers Feedback Response**


Q. No.	Nature of Question	Opinions of Answer in Percentage					Scale of Opinion	% of Opinion
		Very Good	Good	Satisfactory	Poor	Very Poor		
1	Syllabus is suitable to the course	48.50%	32.50%	17.50%	1.50%	0.00%	Very Good& Good	77.50%
2	Syllabus is need based	29.00%	54.00%	16.00%	1.00%	0.00%	Very Good& Good	82.50%
3	Aims objectives of the syllabi are well defined and clear to the teachers and students	47.00%	38.00%	15.00%	0.00%	0.00%	Very Good& Good	85.00%
4	Course content is followed by corresponding reference materials	32.50%	45.60%	19.40%	2.50%	0.00%	Very Good& Good	77.50%
5	Sufficient numbers of prescribed books are available in the Library	32.50%	40.00%	27.50%	0.00%	0.00%	Very Good& Good	72.50%
6	The course/syllabus has good balance between theory	22.50%	50.00%	17.50%	7.50%	2.50%	Very Good& Good	72.50%

*Signature*  
5/9/24  
Principa  
N. N. Saikia College



	and application							
7	The course/syllabus made me interested in the subject area	50.00%	35.00%	15.00%	0.00%	0.00%	Very Good& Good	85.00%
8	Counselling and placement	52.50%	40.00%	7.50%	0.00%	0.00%	Very Good& Good	92.50%
9	The course/syllabus of this subject increased my knowledge and perspective in the subject area	50.00%	22.50%	20.00%	5.00%	2.50%	Very Good& Good	92.50%
10	The course/syllabus carries sufficient number of optional papers	25.00%	57.50%	15.00%	2.50%	0.00%	Very Good& Good	82.50%
11	The books prescribed/listed as reference materials are relevant updated and appropriate	22.00%	42.00%	26.00%	10.00%	0.00%	Very Good& Good	65.00%
12	Infrastructural facilities, such as teachers' room/crèche, class room, reading room and toilet	7.50%	27.50%	42.50%	17.50%	5.00%	Very Good&	35.00%
13	Canteen is available at the faculty level	7.20%	22.30%	25.00%	40.50%	5.00%	Very Good& Good	30.00%
14	I have the freedom to propose, modify, suggest and incorporate new topics in the syllabus	2.50%	22.50%	32.50%	27.50%	15.00%	Very Good& Good	25.00%


*Signature*  
5/9/24  
Principal  
N N Saikia College  
Titabar




15	I have the freedom to adopt new techniques/ strategies of teaching such as seminar presentations, group discussions and learners participations	45.00%	37.50%	17.50%	0.00%	0.00%	Very Good& Good	82.00%
16	The environment in the department is conducive to teaching and research	35.00%	47.50%	15.00%	2.50%	0.00%	Very Good& Good	82.50%
17	The administration is teacher friendly	42.50%	30.00%	27.50%	0.00%	0.00%	Very Good& Good	72.50%
18	The college provide adequate and smooth support for projects and research facilities	40.50%	22.00%	30.00%	7.50%	0.00%	Very Good& Good	72.50%
19	The college provides adequate funding and support to faculty members for upgrading their skills and qualifications	35.50%	30.00%	17.00%	15.00%	2.50%	Very Good& Good	80.00%
20	Provisions for professional development are non-discriminatory	35.00%	35.00%	25.00%	5.00%	0.00%	Very Good& Good	70.00%
Average rating								71.73%

### Tabular Analysis of Alumni Feedback Response

Qus. No.	Nature of Question	Opinions of Answer in Percentage					Scale of Opinion	% of Opinion
		Very Good	Good	Satisfactory	Poor	Very Poor		
1	Admission procedure	51.44%	41.67%	6.89%	0.00%	0.00%	Very Good& Good	93.11%
2	Fee Structure	34.50%	48.27%	13.79%	3.44%	0.00%	Very Good& Good	82.77%

  
 5/9/24  
 Principal  
 N N Savitri College  
 Tirupur

3	Infrastructure and Lab facilities provided	38.30%	41.16%	17.14%	3.40%	0.00%	Very Good & Good	79.46%
4	Quality of teaching and support materials	48.29%	48.27%	3.44%	0.00%	0.00%	Very Good & Good	96.56%
5	Additional skill acquired apart from regular degree	17.24%	48.27%	31.05%	3.44%	0.00%	Very Good & Good	65.51%
6	Library, Seminar hall, Reading room, computer facilities	44.84%	37.93%	10.34%	6.89%	0.00%	Very Good & Good	82.77%
7	Support from administrative staff	37.94%	34.48%	27.58%	0.00%	0.00%	Very Good & Good	72.42%
8	Counselling and placement	27.60%	37.93%	31.03%	3.44%	0.00%	Very Good & Good	65.53%
9	Extracurricular activities by the college for overall development	31.05%	31.03%	31.03%	6.89%	0.00%	Very Good & Good	62.08%
10	Activities organised by the college for overall development	34.48%	55.18%	10.34%	0.00%	0.00%	Very Good & Good	89.66%
11	Handling of grievances (complaints)	17.24%	44.84%	34.48%	3.44%	0.00%	Very Good & Good	62.08%
12	Significance of the course that you learnt in relation to current job	27.58%	55.18%	17.24%	0.00%	0.00%	Very Good & Good	82.76%
13	Alumni Association/Network of old friends	21.24%	62.06%	6.42%	6.85%	3.43%	Very Good & Good	83.30%
14	Learning experience in terms of their relevance to the real life application	41.90%	51.23%	3.43%	3.44%	0.00%	Very Good & Good	93.13%
15	Overall rating of the college	55.18%	44.82%	0.00%	0.00%	0.00%	Very Good & Good	100.00%
Average rating								80.74%

  
 5/9/24  
 N N Sanku  
 N N Sanku College





**Nanda Nath Saikia College, Titabar**  
**Tabular Analysis of Employer's Feedback Session :**  
**2023-2024**

	Government	Private	NGO	Total
No of Employers from whom feedback collected	5	2	1	8
Sample collected on employees from various types of organisation	32	45	31	106

Question		Opinions of Answers in Percentage					Scale of Opinions	% of Opinion
		Very Good	Good	Satisfactory	Poor	Very Poor		
		4	3	2	1	0		
How do you rate the employee's contribution for the development of your institution?		64.21 %	26.47 %	11.32%	2.50 %	0.00%	Very Good & Good	90.68%
How do you rate the employee's qualities of your institution?	Communication Skill	74.50 %	20.95 %	4.76.00%	2.50 %	0.00%		95.45%
	Leadership qualities	52.00 %	40.57 %	9.43%	0.00 %	0.00%		92.57%
	Punctuality	73.58 %	17.98 %	9.43%	00.00 %	0.00%		91.57%
	Willingness to learn new thing	68.92 %	21.81 %	12.26%	00.00 %	0.00%		90.74%
	Planning and organisation skill	39.62 %	44.34 %	16.04%	00.00 %	0.00%		83.96%
	Teamwork performance	67.95 %	19.88 %	12.26%	0.00 %	0.00%		87.84%
	Innovative idea	24.58 %	55.66 %	20.75%	0.00 %	0.00%		80.25%
Average rating								89.13%.

*Signature*  
5/9/24  
Principal  
N N Saikia College  
Titabar



### **Suggestion of Feedback Committee:**


1. The college should introduce more Add on certificates course every year.
  2. The college need to increase more books in the library to cope up with the latest FYUGP curriculum.
  3. The counselling and placement cell should be more vibrant to cater the needs of students.
  4. Alumni Association need to be government registered.
  5. Boys' hostel needs to be constructed for the male students coming from distant areas.
  6. Canteen facilities should be increased for the convenience of teachers and students.
  7. Vocational courses or Job oriented courses should be introduced in the curriculum.
  8. Sport facilities need to be improved. Indoor stadium should be constructed in the institution.
  9. Lack of internet facility in the Library is noticed. Internet facilities for students need to be improved.
  10. The respective teachers should be encouraged to undertake innovative research projects.
- The feedback committee has provided a few suggestions to the administration of the college to implement these in the near future for overall development of academic ambience of the institute.

### **Feedback Committee:**

Chairperson: Dr. LitooolBaruah, Principal, N. N. Saikia College, Titabar

Convenor: Dr. Nirmal Jyoti Konwar

Members: Dr. NazimForid Islam  
Dr. Bornali Saikia  
Dr. Devaprotim Hazarika

  
(Dr. Litoool Baruah)  
Principal  
N.N.Saikia College  
Titabar  
Principal  
N.N. Saikia College  
Titabar